












Literacy, Numeracy and HWB Weekly Activities

Below is a list of weekly activities for Literacy, Numeracy and HWB. You can choose which day you want to complete the activity. Remember to take photos or upload examples of your work to our class team.

<p>Spelling Revision - Click in the 'Spelling task' document to access spelling words. Complete two spelling activities from your spelling grid at the front of your home learning jotter.</p> 	<p>You will need objects such as Lego or pasta. Can you share these amounts equally? Record your answers into your jotter.</p> <table border="1" style="margin-left: auto; margin-right: auto;"> <thead> <tr> <th>Share between 3</th> <th>Share between 4</th> <th>Share between 5</th> </tr> </thead> <tbody> <tr> <td>9</td> <td>16</td> <td>15</td> </tr> <tr> <td>12</td> <td>20</td> <td>25</td> </tr> <tr> <td>15</td> <td>28</td> <td>30</td> </tr> </tbody> </table>	Share between 3	Share between 4	Share between 5	9	16	15	12	20	25	15	28	30	<p>Just Dance! Dance Challenges on YouTube to get you moving! A fun and energetic workout 😊</p> <p>https://www.youtube.com/user/justdancegame</p>
Share between 3	Share between 4	Share between 5												
9	16	15												
12	20	25												
15	28	30												
<p style="text-align: center;">T4W</p> <p>Click on the document titled 'Sidney Spider'. Read the story on Pg 3 - 4 then complete the comprehension task on page 8. Remember to answer your questions in full sentences.</p>	<p style="text-align: center;">Shape Revision</p> <p>You have been set a challenge on Sumdog to complete questions on 2D shape. The challenge is to get 30 correct answers. When you log in, you should see it in your tasks. You have until 5.30pm on Thursday to complete them. Good luck!</p>	<p style="text-align: center;">Act of Kindness</p> <p>Help with a household chore at home.</p> 												
<p style="text-align: center;">T4W</p> <p>Read the story of 'Sidney Spider' again. Now draw a story map showing the order of events in the story.</p> 	<p>Have a go at practising your addition and subtraction through the game Hit the Button. Do not worry about the timer, just try your best.</p> <p>Challenge- Practise your times tables and division facts using the same game.</p> <p>https://www.topmarks.co.uk/maths-games/hit-the-button</p>	<p>https://family.gonoodle.com/channels/zumba-kids</p> <p>Click on the above link and complete the dance titled 'Clap, Stomp, Jump'</p> 												
<p style="text-align: center;">Handwriting</p> <p>Click on the 'Handwriting task' document to access your handwriting task.</p>	<p style="text-align: center;">Problem Solving Task</p> <p>How many ways can you score 4 by rolling two dice?</p> <p>You can +, -, x and ÷ the numbers. Record your answers in your jotter.</p> 	<p>Can you build an indoor or outdoor obstacle course using things you have at home?</p> 												
<p style="text-align: center;">Grammar</p> <p>Click on the 'Grammar task' document to access your grammar task.</p>	<p style="text-align: center;">Addition Skills in 'Totality for Two'</p> <p>Click on the document 'Totality for Two'. Read the aims and rules of the game or watch the short video demonstrating the game in action.</p> 	<p style="text-align: center;">Cosmic Kids</p> <p>A variety of fun Yoga adventures.</p> <p>https://www.youtube.com/CosmicKidsYoga</p>												

Curricular Weekly Activities

Each day you will have the option to complete one activity from other areas of the curriculum. You can choose which day you want to complete the activity. We have included Science, Art and Design and Technologies. Remember to take photos or upload examples of your work to our class team.

<p style="text-align: center;"><u>Art and Design</u> <u>MAKE</u></p> <p>Can you make a handprint animal?</p> <p>Click on the document to see some ideas.</p> 	<p style="text-align: center;"><u>Science/ Technologies</u> <u>DO</u></p> <p style="text-align: center;"><u>Science with Mrs Dawson</u></p> <p style="text-align: center;"><u>How to make a paper windmill</u></p> <p>Click on the document and follow the instructions</p> 	<p style="text-align: center;"><u>Science/ Technologies</u> <u>SAY</u></p> <p>Read a non-fiction book on Bug Club or one that you have at home.</p> <p>Tell an adult or sibling 3 fun facts you have learned.</p> 
<p style="text-align: center;"><u>Technologies</u> <u>WRITE</u></p> <p>Use your keyboard skills to type this week's spelling words out three times using different fonts, sizes and colours.</p> 	<p style="text-align: center;"><u>WEEKLY CHALLENGE</u></p> <p>This Friday is special because it is VE day. It is 75 years since the end of WW2. We would usually be gathering to commemorate this historical day, but this year we are unable to be together. To help mark this important day, your task is to make rainbow bunting or a rainbow picture. You can only use the colours red, white and blue - not usual rainbow colours! If you have rainbow pictures up already you could display your VE day rainbows with them. We can celebrate all our heroes together</p> 