

**READING (All Groups)**

Focus: Use of BLOOMs to develop comprehension

Bugclub (Non-fiction Magazine)

Incredible Quests: Wild Animals are not Pets!
By Holly Bennett

Instructions: Read the allocated text which you will find in the 'guided' section of Bugclub (some of you have had this article in the past, therefore it may be in your library if you cannot find it within the guided section 😊). Answer the following BLOOMs Qs about the article in your jotter:

Remembering: What facts have you learnt from this article?

Understanding: Summarise the key points from the article (main issues).

Applying: What would you ask poachers if you could speak to them?

Analysing: What is the relationship like between humans and animals in this article?

Evaluating: What is your opinion of poaching? Explain your reasons as to why you feel this way.

Creating: What changes would you make to animal welfare if you were a member of parliament? (e.g. would you pass a new law, campaign for better

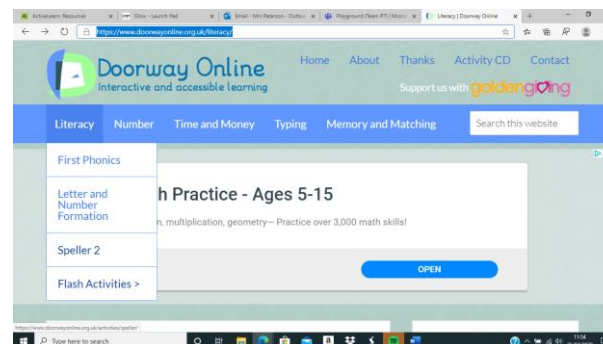
SPELLING (All Groups)

Focus: Common Words

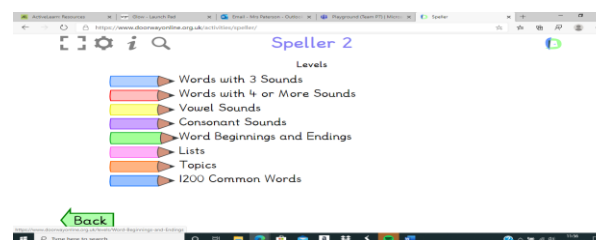
Doorway Online

<https://www.doorwayonline.org.uk/literacy/>

Instructions: Access the website above and click on the 'Literacy' tab followed by 'Speller 2'



Click Enter and Next... and you should now see this page:

**TALK4WRITING/GRAMMAR**

Focus: Working at Greater Depth (application of previous T4W skills and developing new skills)

Theme: Doors - the world of possibility (Home Learning Unit for P7(year 6), S1(year 7) and S2 (year 8) by Talk4Writing Trainer, Jamie Thomas

This week I would like you to work your way through P9-13.

The tasks are all self-explanatory but as always, I am here for you if you wish to ask any questions.

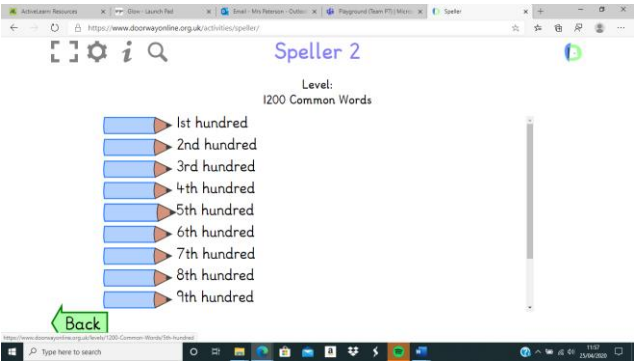
It would be good if some of you could post your ideas to the page to help others - it's always good to magpie 😊

Remember in class, we would always take the original text and use it to alter small parts - do this if you find creating a whole new poem tricky.

Also, use your own lives to help develop your ideas...

Some examples:

Beyond the rainbow coloured door - unicorns bounced on fluffy candyfloss!

	<p>rights, create harsher punishments for animal abuse???)</p> <p>Extension: Link to parliament topic</p> <p>Research which laws apply to different countries for animal cruelty (Can you be fined? Imprisoned?).</p> <p>Relate your findings to domestic animals as well as wild animals e.g. cruelty to pets - newspaper articles may help you with this...</p>	<p>Click on the '1200 common words' section and you will be able to access a variety of words which are useful within any written task.</p>  <p>Explore the lists and decide which words you would like to practise. You can choose how you wish to practise the words (anything goes if it helps you to spell each word correctly). If you have siblings, this is a good activity for you all to do together, as you could complete different lists 😊</p>	<p><i>Beyond the rotting door - the smell was like zombie's flesh!</i></p> <p><i>Through the door of imagination, I saw fire breathing dragons chasing a troll!</i></p> <p><i>Through the movie door, I saw Shrek being chased by Gandalf!</i></p> <p>You are always great as a class when we do the innovating part of T4W where we put our ideas together (feel free to phone each other, group chat, create a group poem - it is up to you). I would love to see what you produce!</p> <p>Enjoy, Mrs P 😊</p>
<p style="writing-mode: vertical-rl; transform: rotate(180deg);">Numeracy/Maths</p>	<p>ONLINE ACTIVITIES</p> <p>https://kidsactivitiesblog.com/137828/digital-escape-rooms/</p> <p>Focus: Problem Solving Skills</p> <p>Task: This week the choice is yours! Click on the web link above to access a variety of digital escape rooms which require you to use your problem-solving skills. Choose one to complete - good luck 😊</p>	<p>PRACTICAL TASKS</p> <p>BBC Bitesize Videoclips</p> <p>Focus: Fractions</p> <p>https://www.bbc.co.uk/bitesize/subjects/znwqtftr</p> <p>Task: Use the weblink above to access the BBC Bitesize page. Scroll down to the 'Fractions and Decimals' section and watch the first 6 short videos within this section (What is a fraction? - Multiplying Fractions). These are useful clips which give a clear understanding of fractions and how to work with them. There are</p>	<p>WRITTEN TASKS</p> <p>I will upload your assignment later in the week to give you time to watch the clips and try the interactive quizzes 😊</p>

			<p>interactive tasks below the videos and a quiz for you to try. I will upload an assignment for you to complete also 😊</p>		
Other Curricular Areas	<p>HEALTH & WELLBEING</p> <p>https://www.bbc.co.uk/bitesize/articles/zi2grf6</p> <p>Visit the following website, watch the clips and get handy tips for starting secondary school (w.b.20/4/20).</p> <p>If you managed this task last week, now use the video to help you think about what <u>you</u> are looking forward to about going to Secondary school and what (if anything) is worrying you. It is good to write down your thoughts, you could do this in your jotter or simply have a chat with your family about your feelings.</p> <p>You should also continue to practise things you enjoy, promoting your own positive wellbeing e.g. dancing, football, drawing, playing games, reading...</p>	<p>SCIENCE</p> <p>Ms Breen and Mrs Dawson both uploaded a variety of tasks last week which you should continue to explore.</p>	<p>RME</p> <p>Theme: Personal Search Project</p> <p>Heroeses 😊</p> <p>Requirements:</p> <p>It is important when you create a power point presentation that you make the slides interesting. The information on each slide should be concise and include key points (bullet points or short summarised paragraphs are a good way to do this). Images are another interesting way to keep your audience engaged in what you are saying).</p> <p>Start this week by thinking who your hero is and gather information that you wish to include in your slides.</p> <p>I will upload a template for you to access, via assignments, with the correct number of slides and what I would like you to include in each slide 😊</p>	<p>TECHNOLOGIES</p> <p>Research Skills - animal cruelty, quote for art lesson</p> <p>Accessing websites - maths tasks, H&WB</p> <p>Power point skills - RME 'Heroeses'</p>	<p>EXPRESSIVE ARTS</p> <p>Art</p> <p>Quote Analysis (T4W Doors)</p> <p>Choose a quote that you like.</p> <p>Write the quote on a blank piece of paper and then create a piece of artwork which reflects this visually.</p> <p>My quote is:</p> <p><i>'When it rains, look for rainbows,</i></p> <p><i>When it's dark, look for stars.</i></p> <p>I will upload a photo of the image I create to reflect my quote.</p> <p>You can use any sort of material you like (paint, pens, collage, clay....)</p>