



Literacy, Numeracy and HWB Weekly Activities


Below is a list of weekly activities for Literacy, Numeracy and HWB. You can choose which day you want to complete the activity. Remember to take photos or upload examples of your work to our class team.

<p>Spelling - Click in the 'Spelling task' document to access spelling words. Complete two spelling activities from your spelling grid at the front of your home learning jotter.</p>	<p>Write the numbers 1- 30 onto pieces of paper. Have an adult or sibling choose a number. You need to guess their number by asking questions such as:</p> <p>Is it less than 5? Is it more than 11? Is it odd? Is it even? Is it an answer in the 2x/ 5x table? Now it is your turn to choose.</p>	<p style="text-align: center;">Go Noodle A great range of fun workouts.</p> <p style="text-align: center;">https://www.gonoodle.com/</p>
<p style="text-align: center;">T4W</p> <p>Click on the document titled 'Sidney Spider'. Read the story on Pg 3 - 4 then complete the comprehension task on page 5- 6. You can complete the task in your jotter or print the page and fill in.</p>	<p>Choose one of the subtraction to 20 pages to complete. This can be copied into your jotter.</p> <p style="text-align: center;">CHALLENGE - Try one of the missing numbers or subtraction column page (remember to take your units away from each other first)</p>	<p style="text-align: center;">Act of Kindness Can you do something to help an adult or sibling today? Can you say something nice to someone today to make them smile?</p> <div style="text-align: center;">  </div>
<p>Can you write a description about 'Sidney the Spider'? Try to include lots of adjectives. Use the picture of Sidney on Pg 4 to help you. Remember your capital letters and full stops.</p> <p>Challenge- Try to include a simile in your writing.</p>	<p>You will need 12 objects such as counters/straws/spoons. Record all the possible answers in your jotter.</p> <p style="text-align: center;">Challenge</p> <p>I have 12 bones to share equally between my dogs. How many dogs might I have?</p>	<p style="text-align: center;">Just Dance! Dance Challenges on YouTube to get you moving! A fun and energetic workout 😊</p>
<p style="text-align: center;">Handwriting</p> <p>Click on the 'Handwriting task' document to access your handwriting task.</p>	<p style="text-align: center;">Problem Solving Task</p> <p>Using only 3 colours, how many ways can you colour the rockets? You are not allowed to use patterns or have more than one colour inside each part. Please see the files for a template or you can draw your own.</p>	<p>Build a reading den with an adult or sibling. Choose one of your favourite stories and read it with an adult or sibling inside your den.</p> <div style="text-align: center;">  </div>
<p style="text-align: center;">Grammar</p> <p>Click on the 'Grammar task' document to access your grammar task.</p>	<p>Have a go at some symmetry revision by clicking the links.</p> <p>https://www.topmarks.co.uk/symmetry/symmetry-sorting https://www.topmarks.co.uk/symmetry/symmetry-matching</p>	<p style="text-align: center;">Cosmic Kids A variety of fun Yoga adventures.</p> <p style="text-align: center;">https://www.youtube.com/Cosmic KidsYoga</p>

	Can you find any symmetrical patterns in your home or garden? Or perhaps you can make a symmetrical pattern from Lego or Play-Doh? Check your symmetry with a mirror if you can!	
--	--	--

Curricular Weekly Activities

Each day you will have the option to complete one activity from other areas of the curriculum. You can choose which day you want to complete the activity. We have included Science, Art and Design and Technologies. Remember to take photos or upload examples of your work to our class team.

<p style="text-align: center;"><u>Art and Design</u> <u>MAKE</u></p> <p>Can you make your own Sidney Spider? You could use paper, egg cartons, yoghurt pots, pipe cleaners or any other materials you have in your house.</p> 	<p style="text-align: center;"><u>Science/ Technologies</u> <u>DO</u></p> <p style="text-align: center;"><u>Science with Mrs Dawson</u></p> <p>Build your own Anemometer</p> <p>Click on the document for some ideas.</p>	<p style="text-align: center;"><u>Science</u> <u>SAY</u></p> <p>Go for a senses walk around your garden or during your daily walk.</p> <p>Tell an adult about the things you can see, hear and smell.</p> <p>What was your favourite thing to see, hear or smell? What sense did you use the most on your walk?</p>
<p style="text-align: center;"><u>Technologies</u> <u>WRITE</u></p> <p>Use your keyboard skills to type interesting sentences using our weekly spelling words (o_e). Remember to use our core targets.</p>	<p style="text-align: center;"><u>WEEKLY CHALLENGE</u></p> <p>Scavenger Hunt!</p> <p>Try to find all the items on the list. You can hunt at home, in the garden or, if you go out for a walk, you can hunt there too.</p> <p>Click on 'Scavenger Hunt' document to access the list.</p>	<p style="text-align: center;"><u>Art and Design</u> <u>DO</u></p> <p>Art activity from Mrs Boyle</p> <p>Can you create your own microbe picture?</p> <p>Click on the document to see your instructions.</p>

